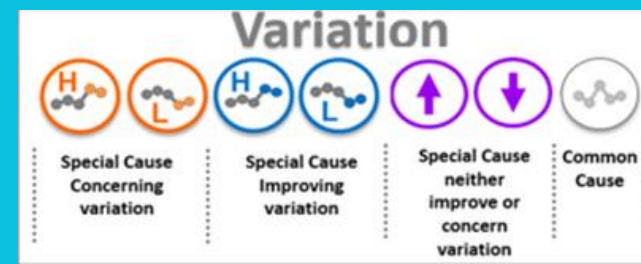



Statutory Functions (Adults)

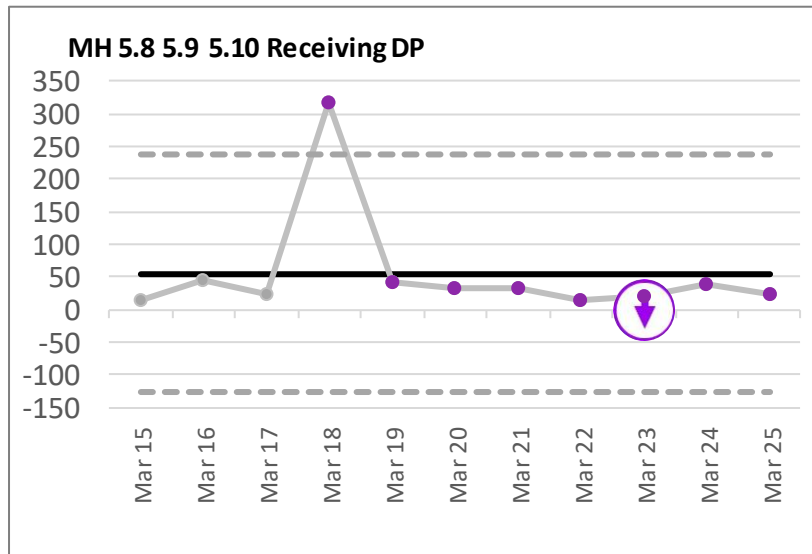
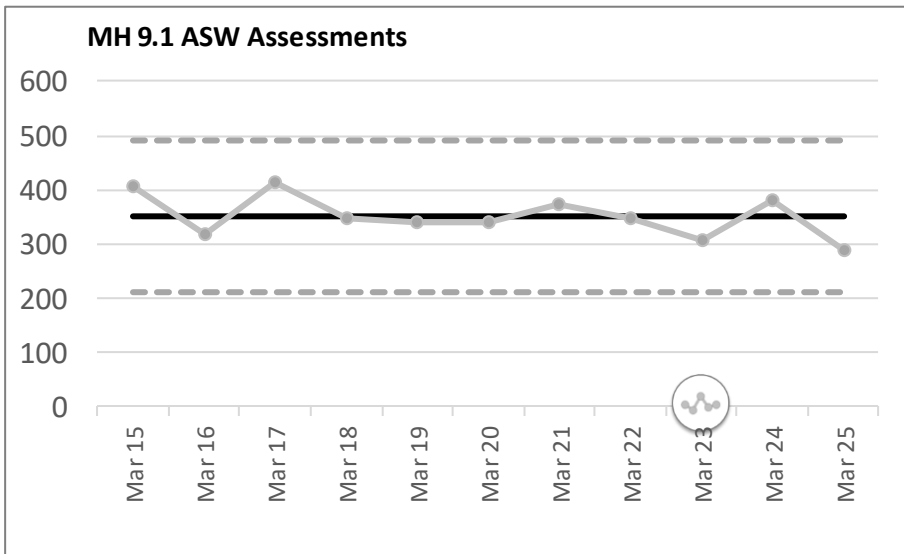
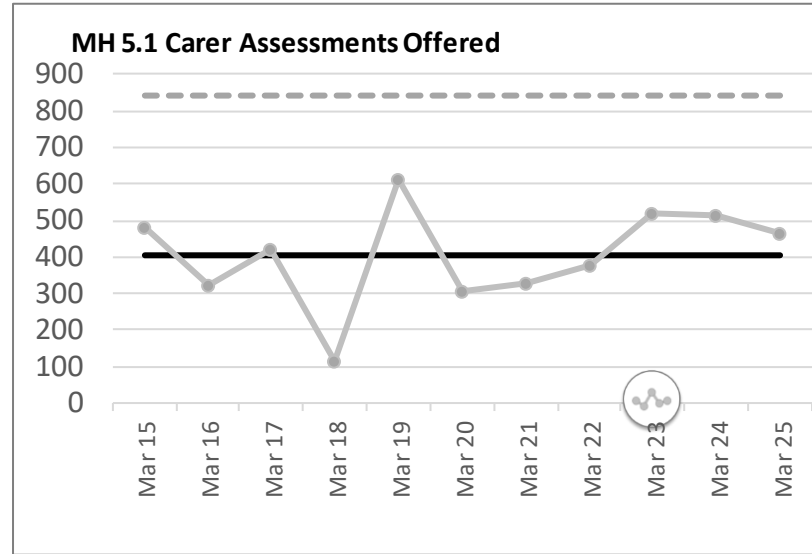
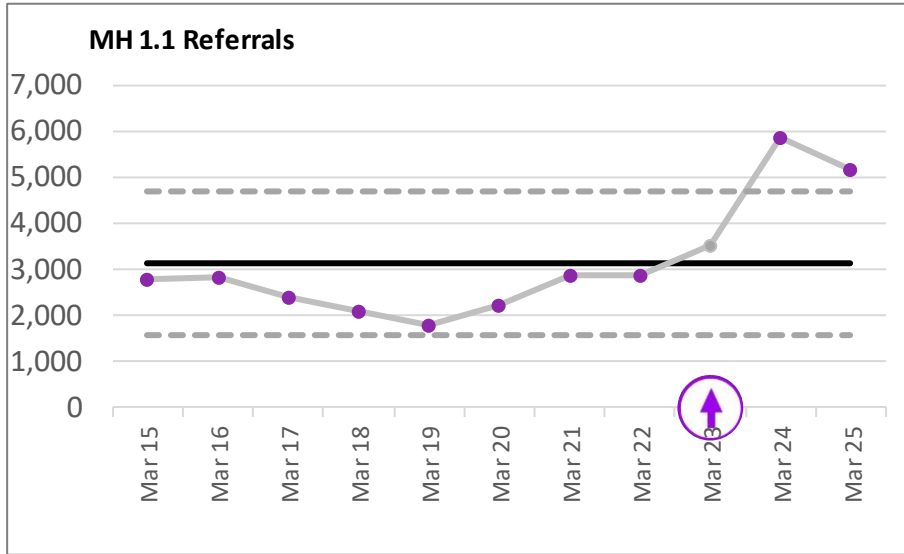
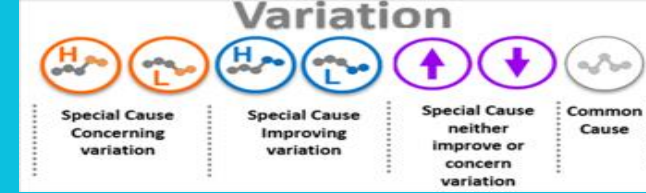
Figures reported at 31st March 2025



The Trust reports to the SPPG annually through the Performance Management Report. This report provides an overarching assurance framework for the delivery of Statutory Social Care functions in relation to Statutory Functions

Data set	Number	Key issues where variation in data is showing cause for concern
<p>Adult Learning Disability 1.4iii How many care packages are in place on 31st March in the following categories: Domiciliary Care</p> 	148	<p>Reports for 23/24 and 24/25 evidence a significant reduction in the number of Domiciliary Care packages provided within Adult Learning Disability Services</p>

Adult Mental Health



Adult Mental Health SF Action Plan (2024 - 2025)



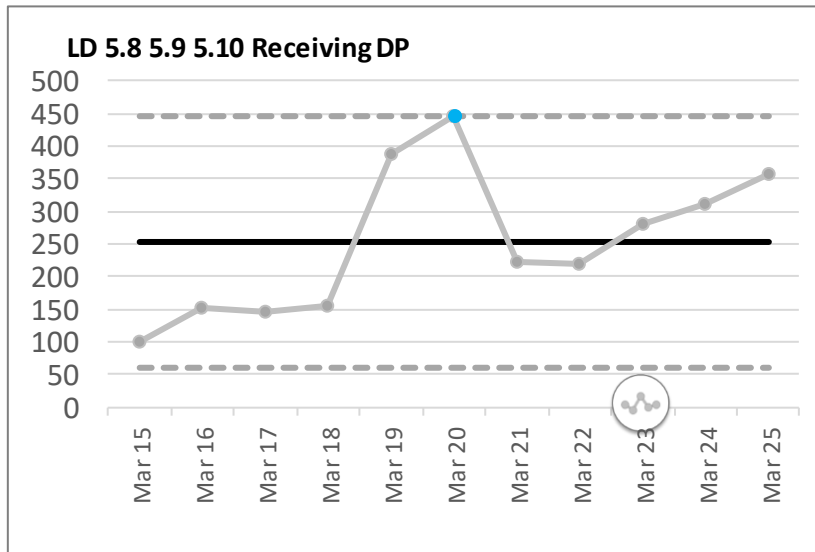
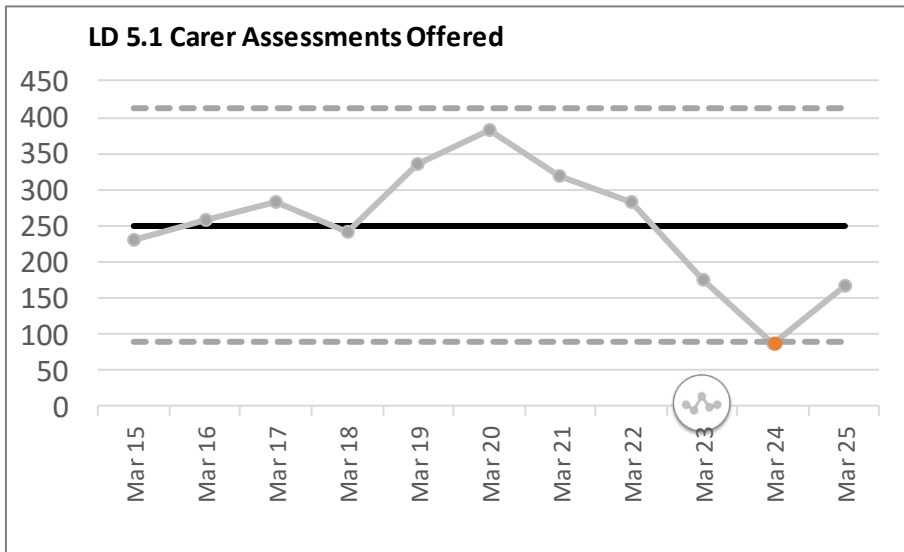
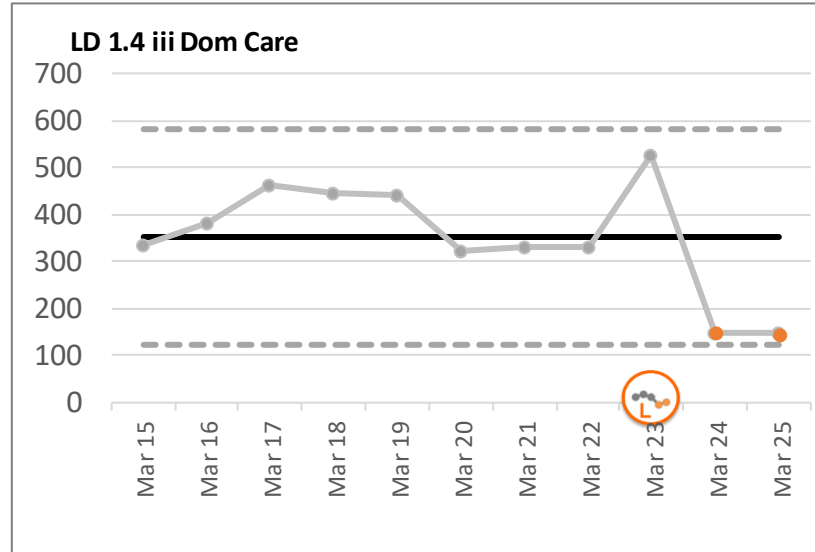
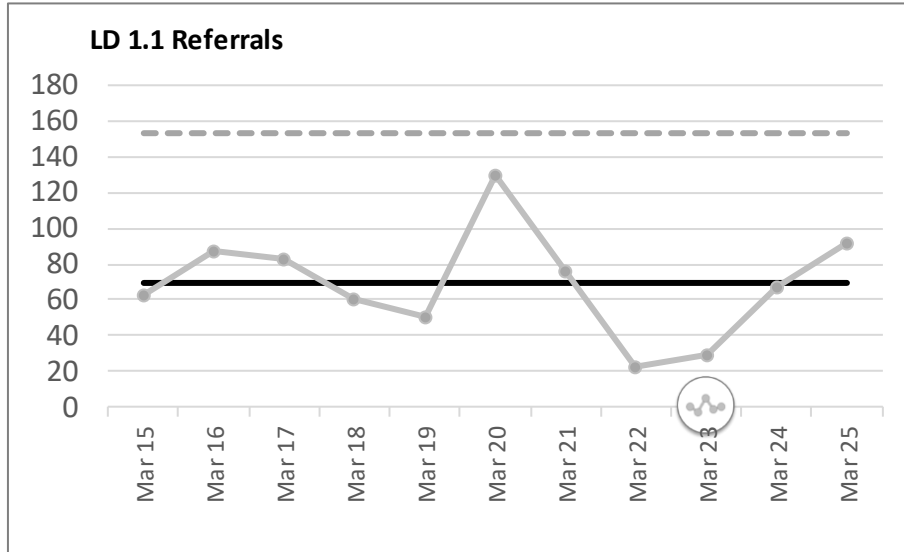
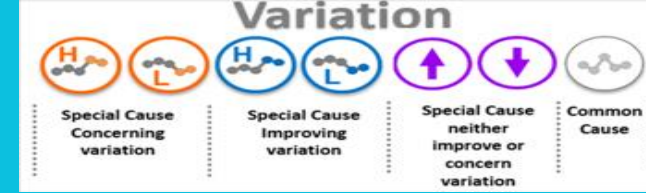
Issue identified	Trust/ Regional	RAG (March 24)	RAG (April 25)
ASW (Protracted Waits)	Trust	Red	Yellow
MCA (Medical provision)	Trust	Red	Green
Access to MH Beds	Regional	Red	Red
Staff Supervision	Trust	Red	Yellow
Review of SAI's	Trust	Red	Yellow

Social work leads meet on a regular basis to review the SF Action Plan with the SPPG and are progressing in all actions identified within these plans to mitigate against the identified areas of concern.

Actions that are RAG rated amber or red will be carried forward in the 2025/26 Action Plan.

Where an issue is being addressed regionally, the Trust actions have been completed.

Adult Learning Disability



Adult Learning Disability SF Action Plan (2024 - 2025)

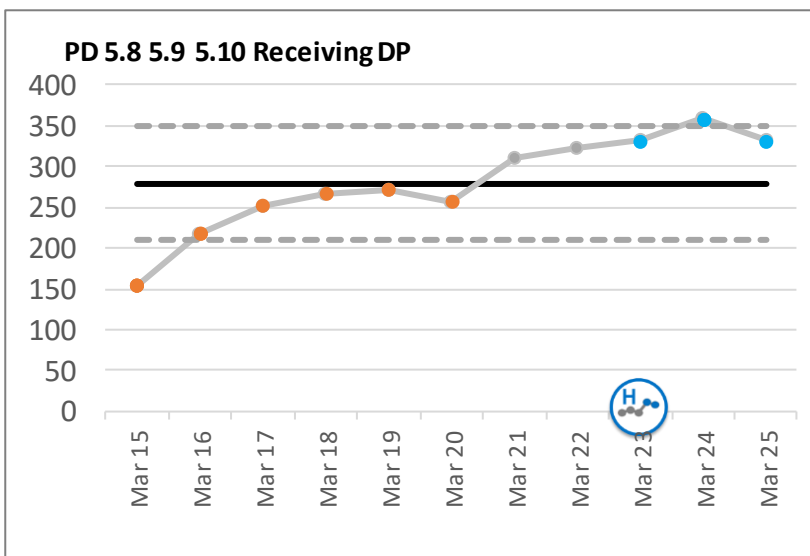
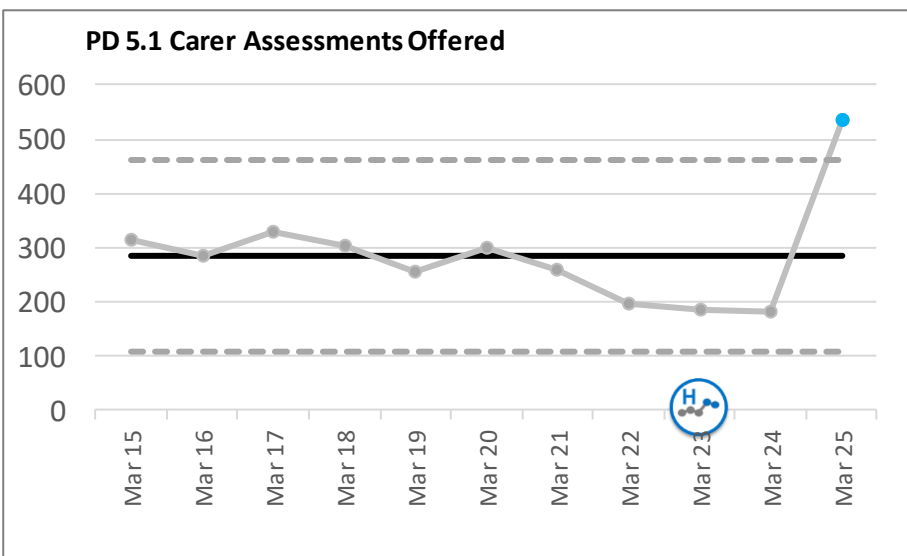
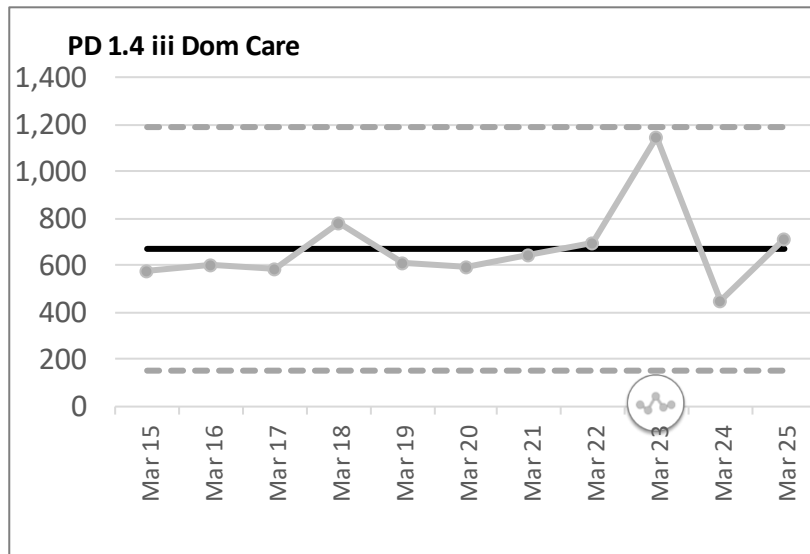
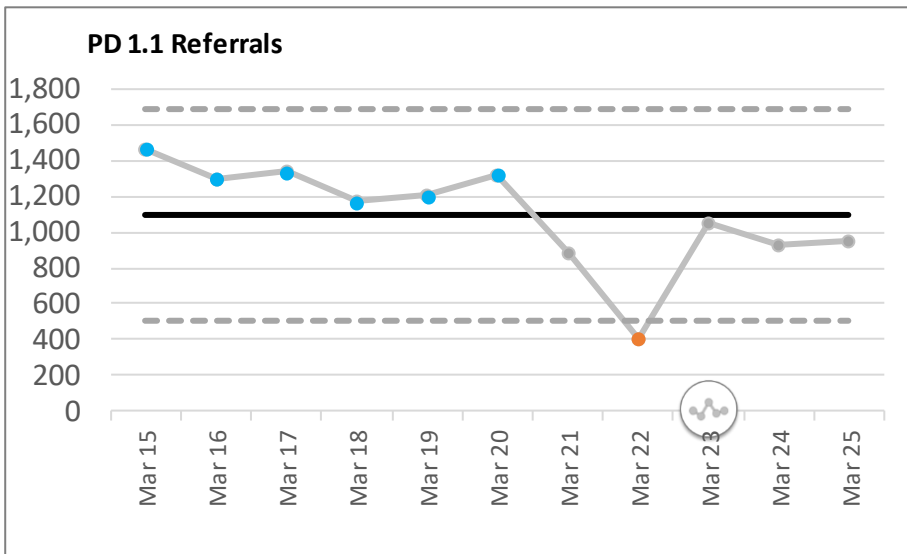
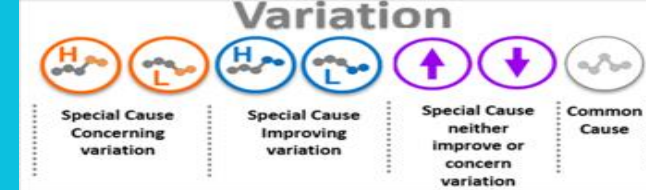
Issue identified	Trust/ Regional	RAG (March 24)	RAG (April 25)
Challenges in accessing inpatient beds for adults with a Learning Disability	Regional	Red	Red
Challenges in service provision for an increasing number of individuals transitioning from Children's to Adult Services with significant complex needs.	Trust	Red	Yellow
Failure to complete Care Management and annual reviews within expected timeframes.	Trust	Red	Yellow
Reduction in completion of Carer's Assessments	Trust	Red	Yellow
Delay of the resettlement of individual patients from MAH	Trust	Red	Yellow
Increase in the number of individuals requiring bespoke supports and placements	Trust	Red	Yellow
Workforce Challenges in the recruitment and retention of staff in Learning Disability Services	Regional	Red	Green
Trust compliance with the regional adult safeguarding procedures	Trust	Red	Yellow
Trust advised of significant decisions in relation to SAI, CMR, MHRT and JR	Trust	Red	Yellow
Limited compliance with Professional Supervision standards impacting on professional oversight re associated statutory functions	Trust	Red	Yellow

Social work leads meet on a regular basis to review the SF Action Plan with the SPPG and are progressing in all actions identified within these plans to mitigate against the identified areas of concern.

Actions that are RAG rated amber or red will be carried forward in the 2025/26 Action Plan.

Where an issue is being addressed regionally, the Trust actions have been completed.

Adult Physical Disability



Adult Physical Disability SF Action Plan (2024 - 2025)

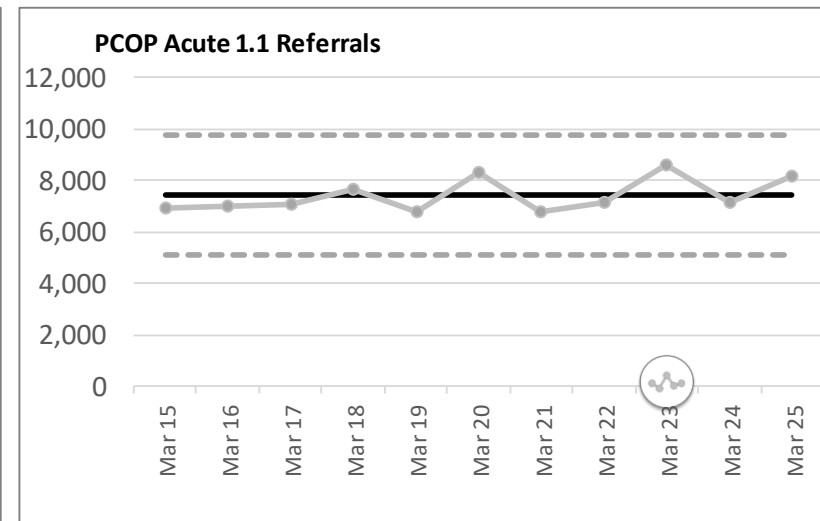
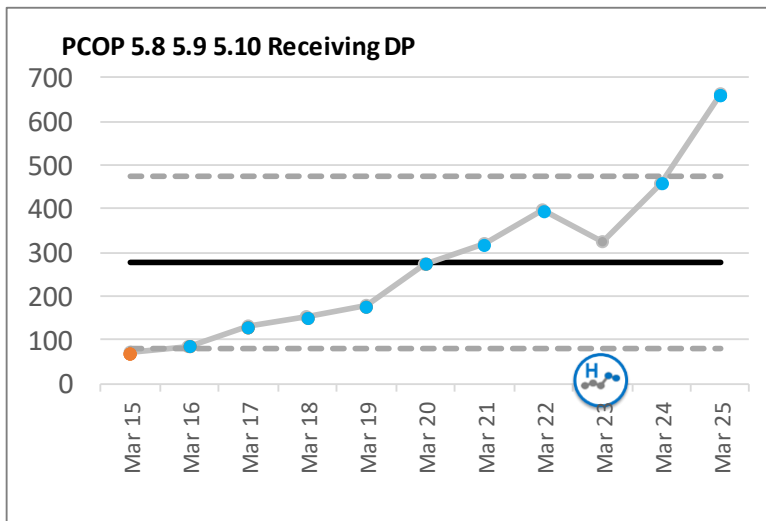
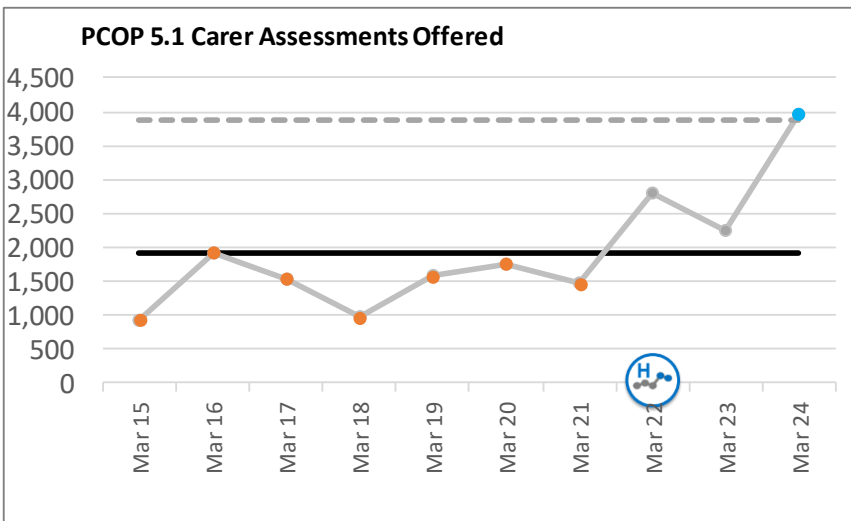
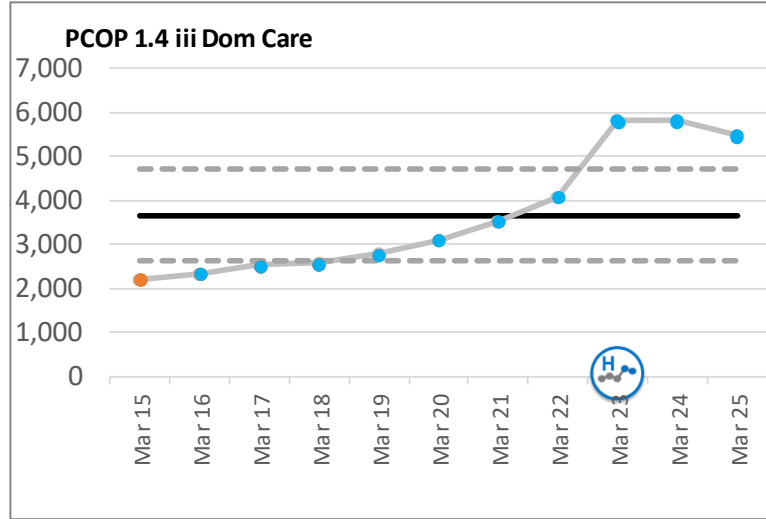
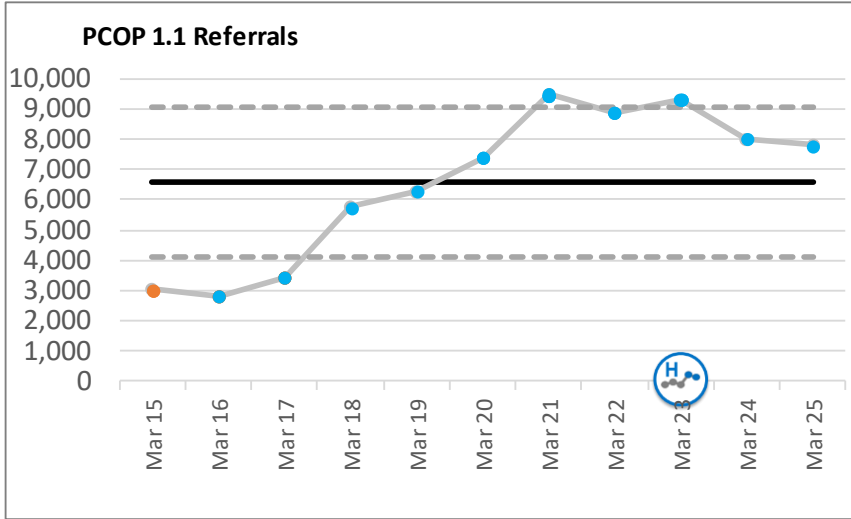
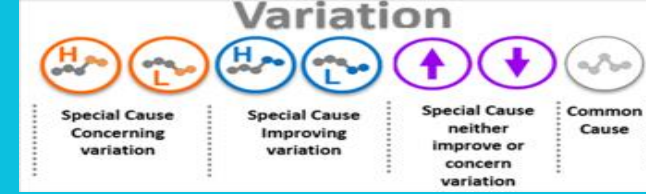
Social work leads meet on a regular basis to review the SF Action Plan with the SPPG and are progressing in all actions identified within these plans to mitigate against the identified areas of concern.

Actions that are RAG rated amber or red will be carried forward in the 2025/26 Action Plan.

Where an issue is being addressed regionally, the Trust actions have been completed.

Issue identified	Trust/ Regional	RAG (March 24)	RAG (April 25)
Lack of clinical care pathway for service users of physical disability services with complex health needs	Regional	Red	Trust Actions complete, remains Regional issue
Unable to meet the assessed need of service users of physical disability services due to lack of appropriate services, including supported living and care home placements	Regional	Red	Trust Actions complete, remains Regional issue
Accuracy of Data due to introduction of Encompass	Trust	Red	Yellow
Noncompliance completing Annual Reviews for service users within the Physical and Sensory Disability Service Area	Trust	Red	Yellow

Primary Care and Older People



Primary Care & Older People SF Action Plan (2024 - 2025)

Social work leads meet on a regular basis to review the SF Action Plan with the SPPG and are progressing in all actions identified within these plans to mitigate against the identified areas of concern.

Actions that are RAG rated amber or red will be carried forward in the 2025/26 Action Plan.

Where an issue is being addressed regionally, the Trust actions have been completed.

Issue identified	Trust/ Regional	RAG (March 24)	RAG (April 25)
Accuracy of Data due to introduction of Encompass	Trust	Red	Yellow
Care Management Annual Reviews	Trust	Red	Yellow
Workforce	Trust	Red	Green