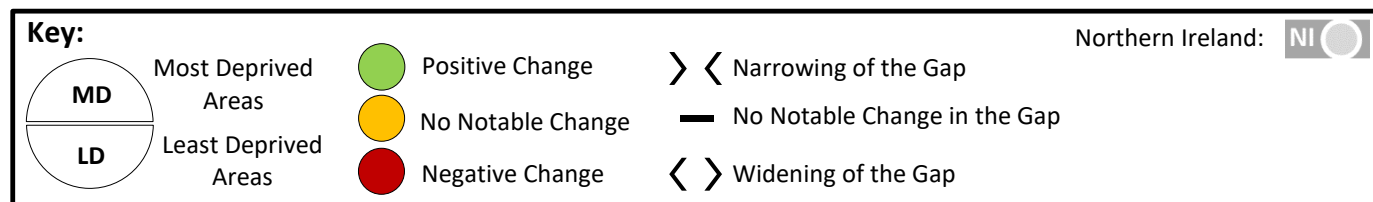


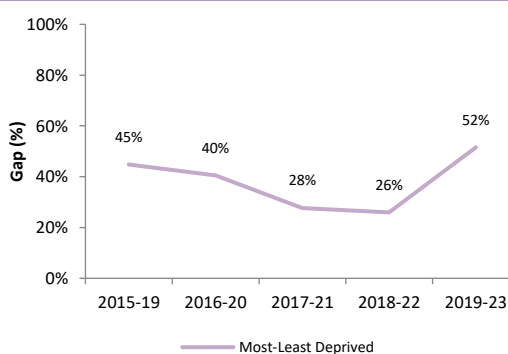
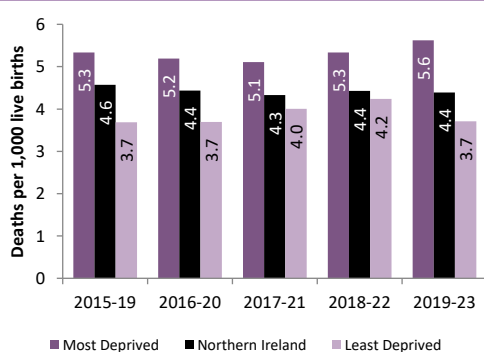
Pregnancy & Early Years

While improvements in smoking in pregnancy and the under 20 teenage birth rate were seen within all areas during the analysed period, the most-least deprived inequality gaps are still among the highest of all indicators. The rate of smoking in pregnancy in the most deprived areas was over six times the rate in the least deprived areas in 2023, representing a widening of the inequality gap. Conversely the under 20 teenage birth rate gap narrowed over the last five years from 514% in 2019 to 430% in 2023. There was an improvement in the gap for breastfeeding on discharge over the period.



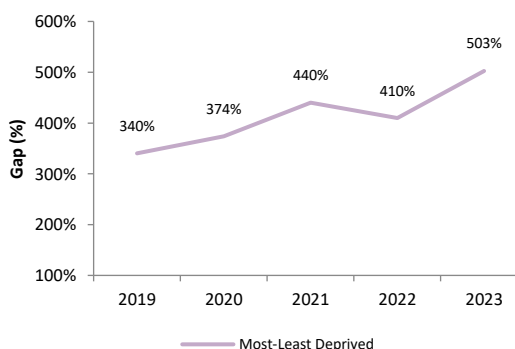
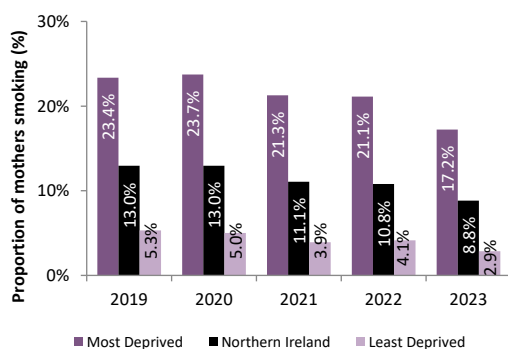
Infant Mortality Rate ¹

NI



Smoking During Pregnancy ²

NI

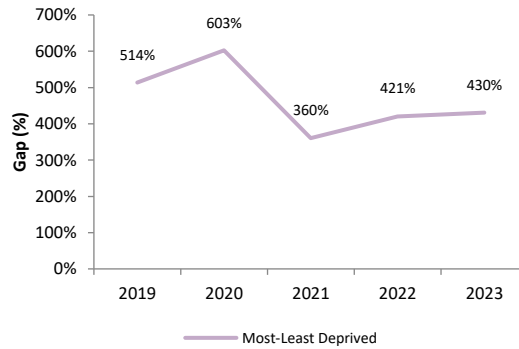
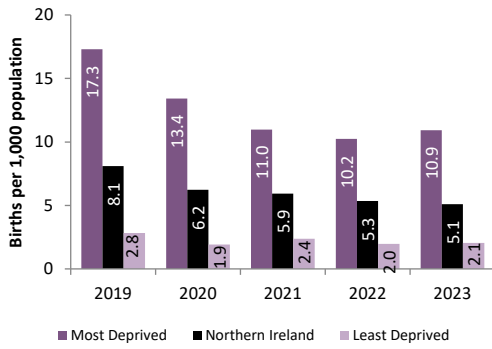


¹ As the underlying rates are relatively low (typically below 6 deaths per 1,000 live births), small annual changes can have a large impact on the resulting inequality gap. It is important to note that registration-based figures build in delays arising from system wide processes which can drive annual fluctuations in the series. Events such as infant death, drug related deaths or suicide are usually referred to a coroner and this legal process can take some time.

² While figures for 2023 include data for all five HSC Trusts, data relating to some Trusts is incomplete, for further information see [Appendix E](#).

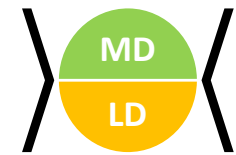
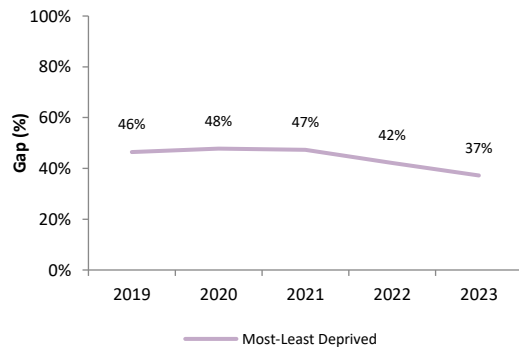
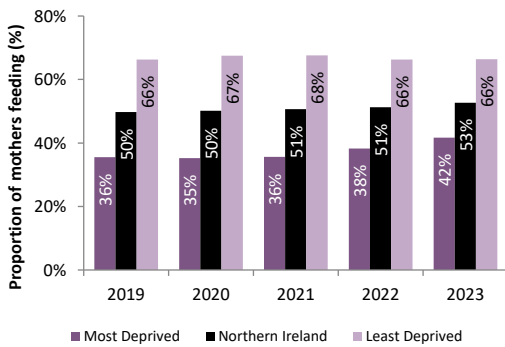
Teenage Birth Rate U20³

NI



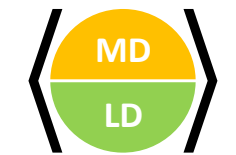
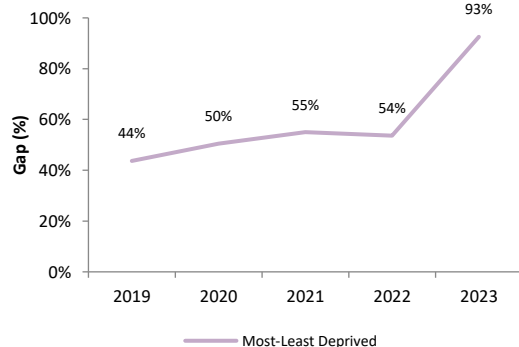
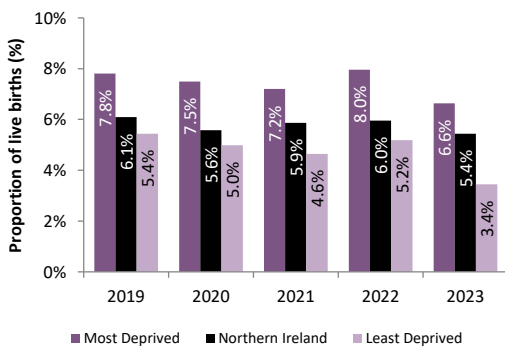
Breastfeeding on Discharge³

NI



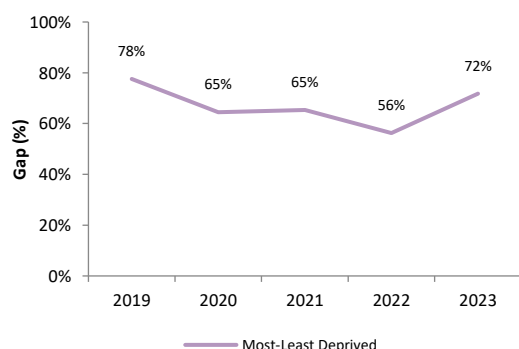
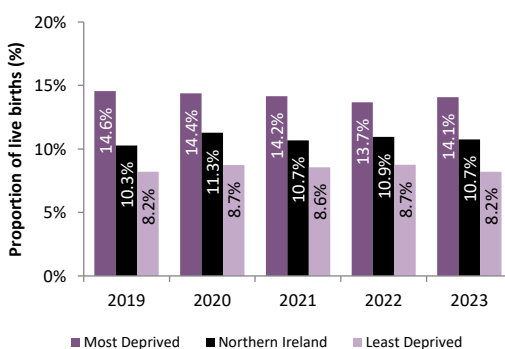
Low Birth Weight³

NI



Small for Gestational Age³

NI



³ While figures for 2023 include data for all five HSC Trusts, data relating to some Trusts is incomplete, for further information see [Appendix E](#).