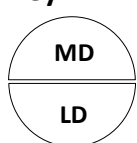


Mental Health

Large inequality gaps continue to exist for mental health indicators however, there was a narrowing of the inequality gap in self-harm admissions, with a decrease in rates regionally and in the most and least deprived areas, but the rate in the most deprived areas remained around two and a half times the rate in the least deprived areas. Prescription rates for mood and anxiety disorders showed a negative change over the period with rates increasing regionally and in the most and least deprived areas. In 2021-23 the suicide mortality rate in the most deprived areas was almost three times the rate observed in the least deprived areas, with the gap widening over the analysed period.

Health Outcome Indicators

Key:



Most Deprived Areas
Least Deprived Areas



Positive Change



No Notable Change



Negative Change



Narrowing of the Gap



No Notable Change in the Gap

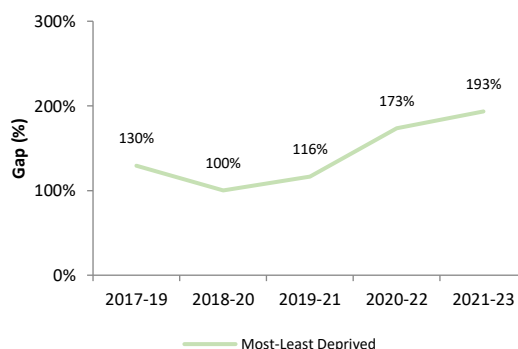
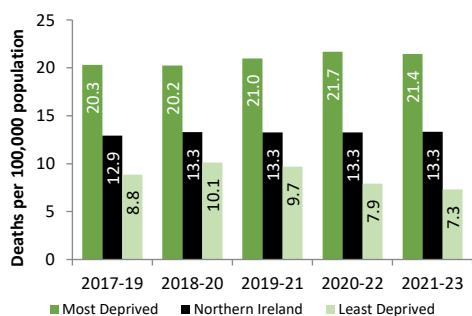


Widening of the Gap

Northern Ireland: NI

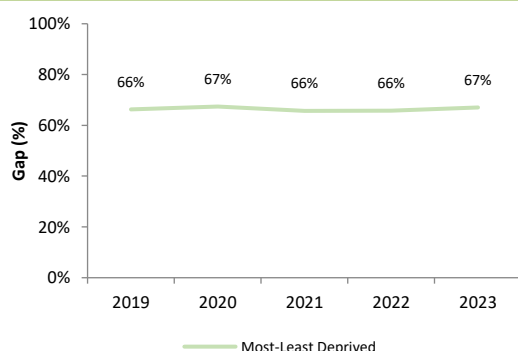
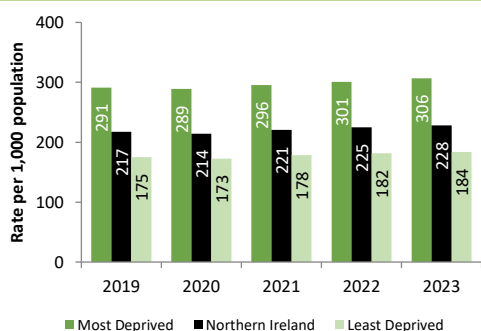
Standardised Death Rate - Suicide ^{1 2}

NI



Standardised Prescription Rate – Mood & Anxiety

NI

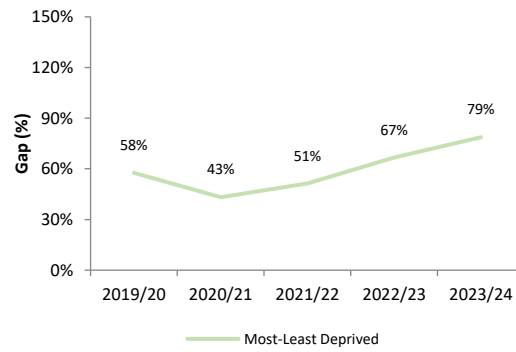
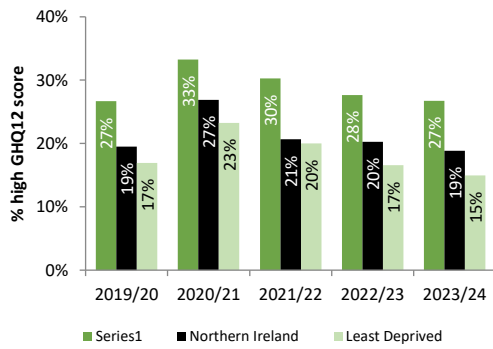


¹ It is important to note that registration-based figures build in delays arising from system wide processes which can drive annual fluctuations in the series. Events such as infant death, drug related deaths or suicide are usually referred to a coroner and this legal process can take some time.

² This indicator replaces the non-age standardised suicide death rate included in previous reports to bring it in line with the agreed UK definition for suicide, for further information see [Appendix E](#). Although there were no changes observed within the most and least deprived areas, a widening of the inequality gap has been indicated due to widening trend in the gap over the analysed period.

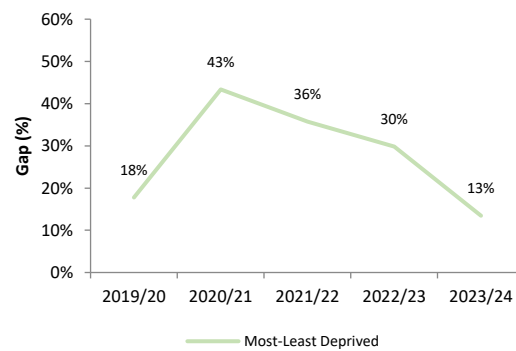
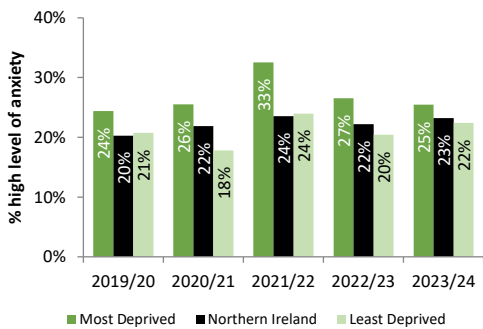
High GHQ12 Score

NI



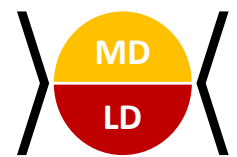
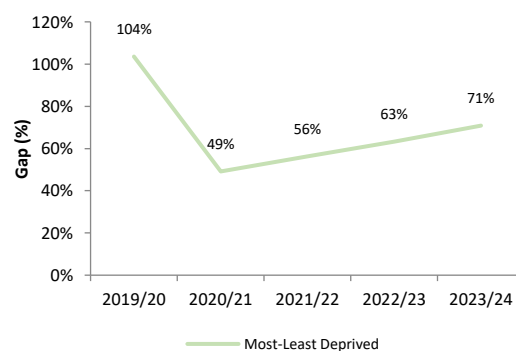
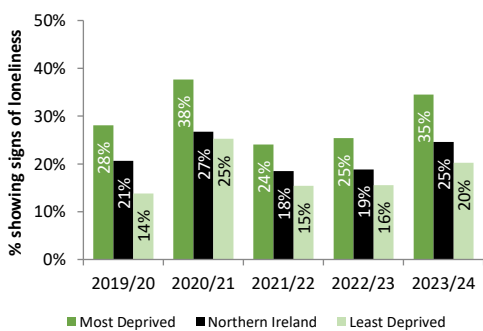
High Levels of Anxiety

NI



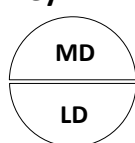
Loneliness

NI



Service-based Indicators

Key:



Most Deprived
Areas

Least Deprived
Areas



Increase



No Notable Change



Decrease



Narrowing of the Gap



No Notable Change in the Gap

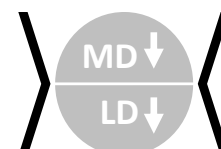
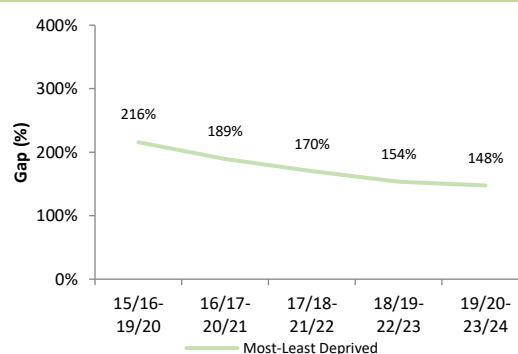
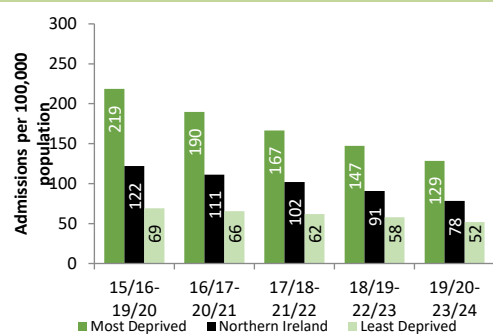


Widening of the Gap

Northern Ireland: NI

Standardised Admission Rate – Self-Harm ^{3 4 5}

NI



³ It should be noted that due to the impact of the COVID-19 pandemic on hospital services any changes from 2020/21 should be interpreted with caution.

⁴ Self-harm admissions have been identified based on primary diagnosis field or any of the first 6 secondary diagnoses fields, and includes admissions under the 'Acute Programme of Care' only.

⁵ Admissions figures for 2023/24 should be treated with caution as they include some data that has been sourced from encompass which are considered to be 'official statistics in development', for further information see [Appendix E](#).