



Adult Learning Disability

Clare McStay & Matt McMurray
November 2025



South Eastern Health
and Social Care Trust

Who we Are



Accommodation



Short Breaks



Nursing

Adults with a learning disability are amongst the **most vulnerable** in our society. They experience significantly **increased risk of both physical and psychological health issues**, and of experiencing **health and economic inequality**, as well as social marginalisation.

Our services seeks to address these needs providing services designed to **promote health and wellbeing - designed to give people good lives.**

Our services emphasise a **community based** model - ensuring people get the **right support at the right place and at the right time.**

The comprehensive infrastructure emphasises **collaboration, prevention and innovation.**



Social Care



ISS

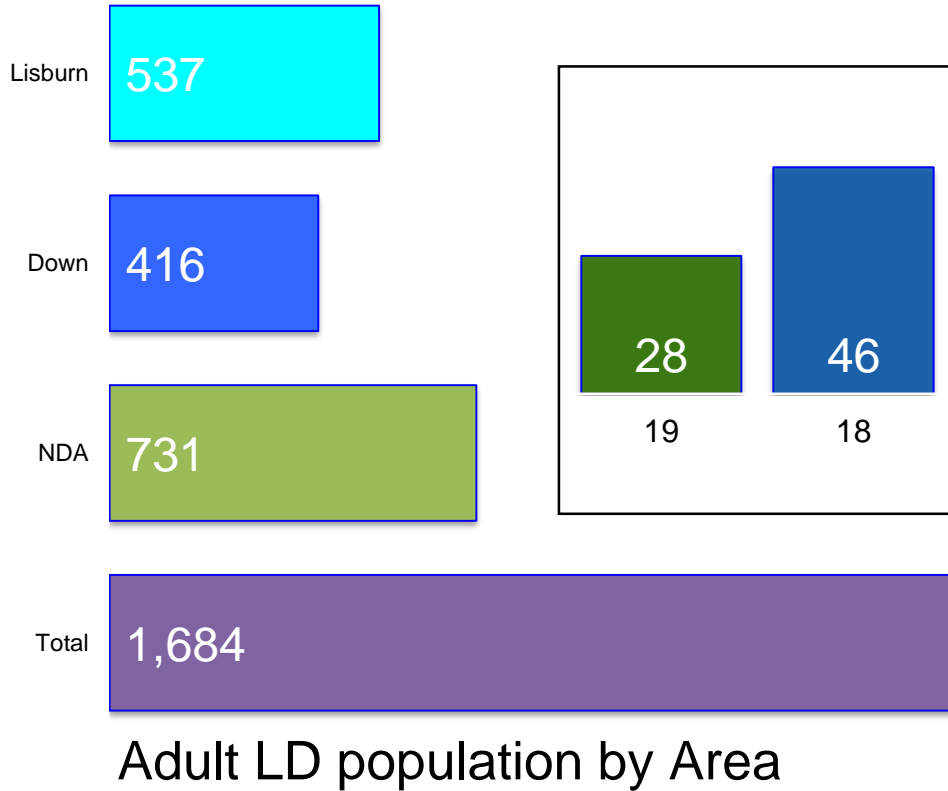


Day Care

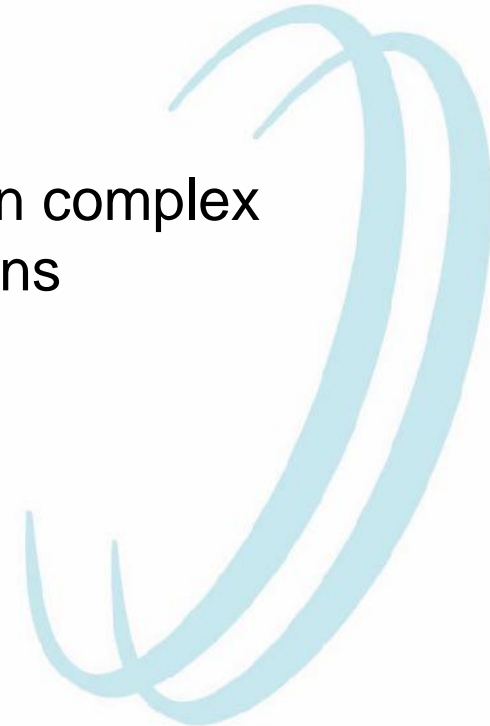


South Eastern Health
and Social Care Trust

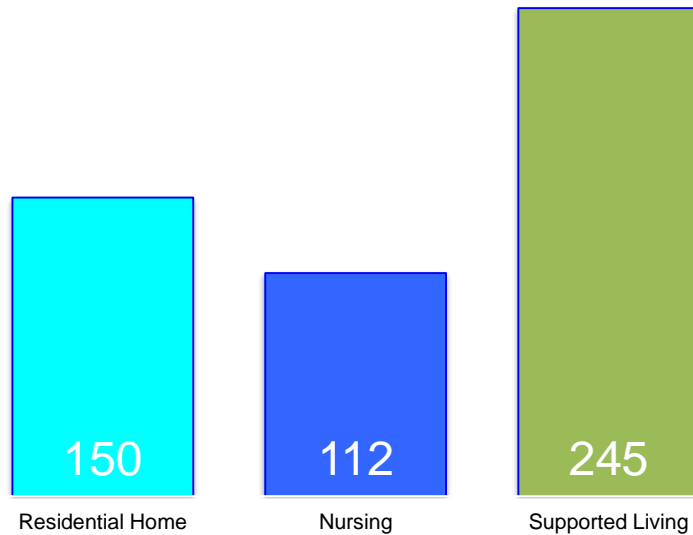
Who we Serve



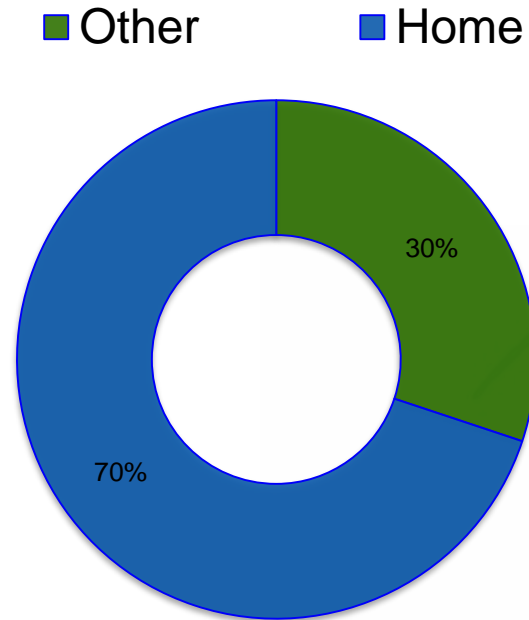
- A diverse population
- A growing Population
- Increases in complex presentations



Where we Provide it

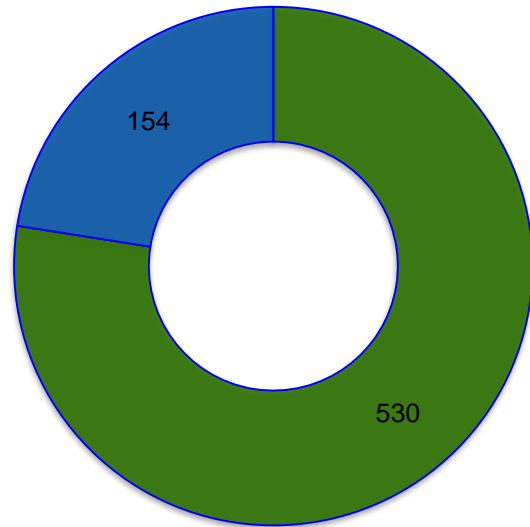


Accommodation Type



LD Day Opportunities

■ Statutory ■ Independent Sector



- Broad and growing range of opportunities
- Across over 20 services
- Partnerships throughout the community



South Eastern Health
and Social Care Trust



LD Services Transformation

Transformation Drivers



- Learning Disability Service Model
- Promoting **meaningful lives** and **active citizenship** within communities
- **Acuity has increased.** Trust remains the lead provider for those with most complex and acute presentations and we **work in partnership** with others to provide appropriate **support tailored to needs**

- **Increased demands** on all Adult LD Services including for those transitioning to Adult LD Services where their needs cannot be met in other community based settings (complex placements)
- Increased integration of **digital infrastructure**
- Ambition for greater **partnership with mainstream services** to ensure equity of access.



South Eastern Health
and Social Care Trust

LD Services Transformation

Strategic direction - our vision for services

- offer more **choice** and **flexibility** within day services and expansion of **community-based opportunities** for all those who are able to access them
- provide more opportunities to partake in **education, volunteering, training, and social activities**
- develop **high quality, sustainable, value for money placement options** for those with **complex presentations** as part of core trust LD services
- Implement well planned and **smooth transitions** from children's to adult services



- **Population Health** - lifespan approach to **holistic nursing care** for people with a learning disability
- Carers Support - focus on carer engagement and participation
- Broaden Assessment and Treatment infrastructure to provide holistic and flexible services (Linen Lodge, Inpatient Services)
- Implement improved outcomes data and its use to improve service delivery (LifeStar)




South Eastern Health
and Social Care Trust

LD Services Transformation

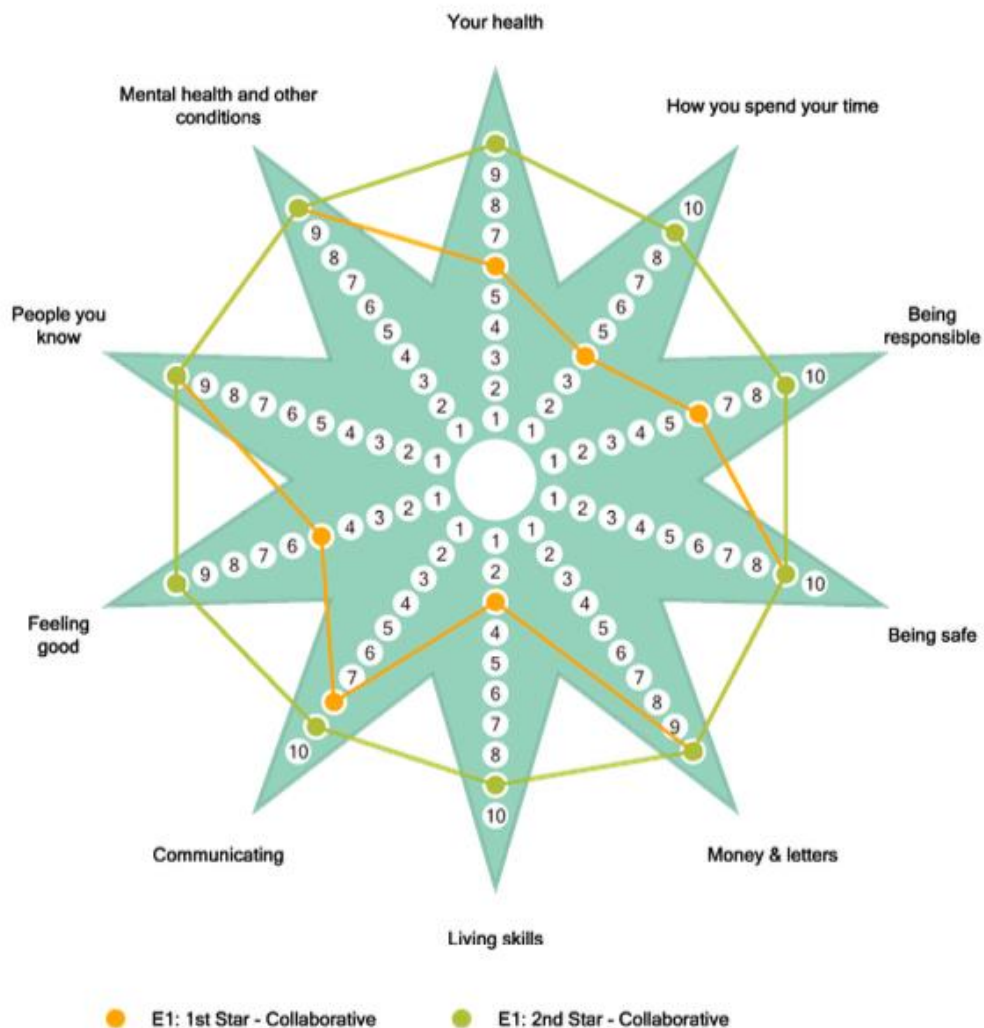
Implementation

- Vianstown Road Support Living Service
- LifeStar Outcomes Measure
- Linen Lodge - Community Assessment and Treatment Service



South Eastern Health
and Social Care Trust

Life Star - Benefits



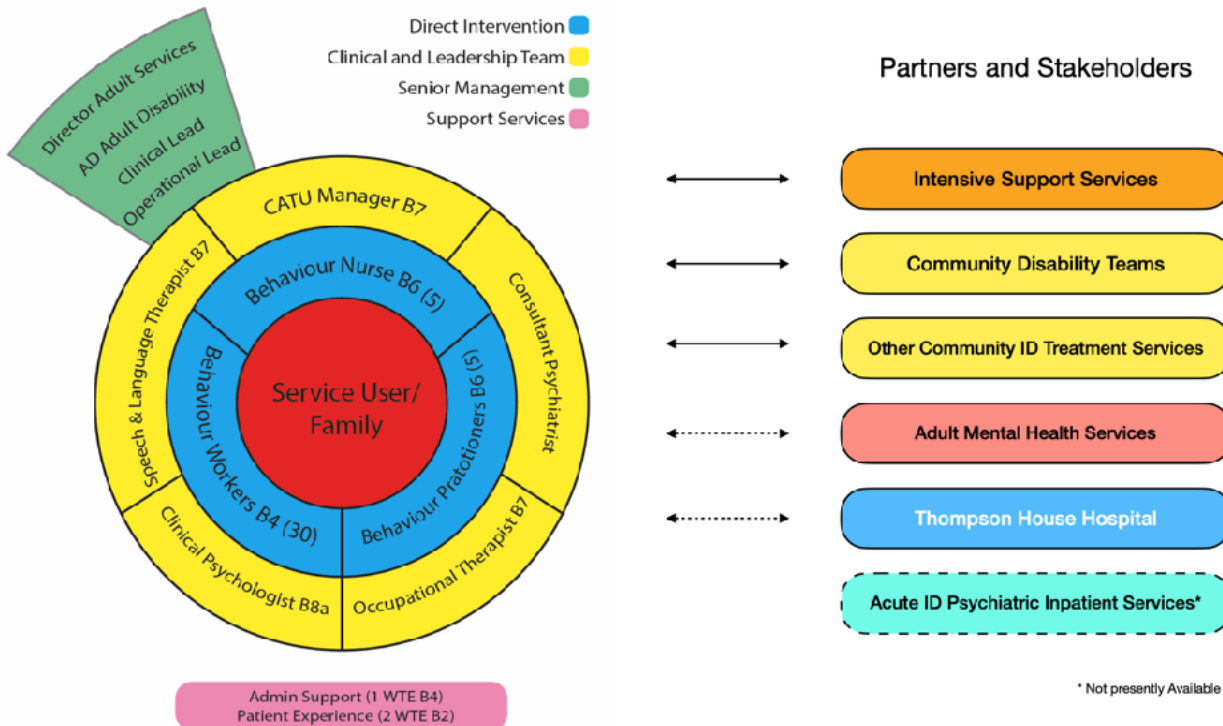
- Service User
- Key-workers
- Services
- Leadership



South Eastern Health
and Social Care Trust



Lincoln Lodge (CATU)



- An innovative, PBS led Service Model
- Aligned to LDSM stepped approach
- Keeping Service Users and their family at the centre



South Eastern Health and Social Care Trust

People and Partnerships

- Developing our workforce:

Professional Development completed across all disciplines

nursing, social work, regulated services, admin and senior managers, includes a wide range of courses within leadership and clinical expertise, QCF, MSc, Advanced Practitioner, ASW

- New posts from reconfiguration of existing resource:
 - Carers Lead, Senior Practitioners, Advanced Nurse Practitioner, Consultant Nurse, Clinical Lead for Adult LD
- Support from wider trust system





eri
Ca