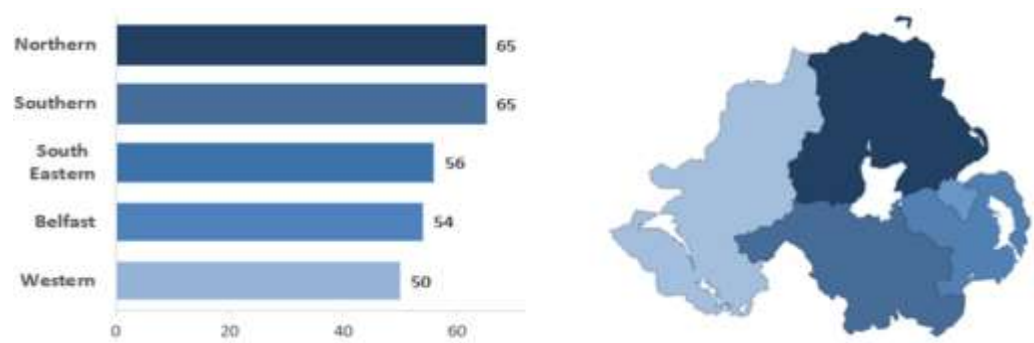


Appendix 4

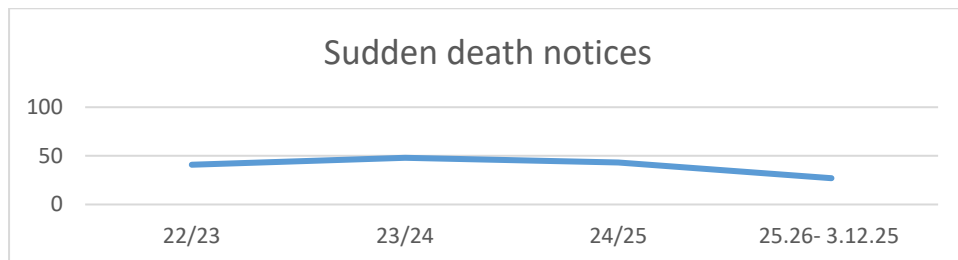


South Eastern Health and Social Care Trust, saw the third highest suicide rates, behind NHSCT (1st highest) and SHSCT (2nd highest), with BHSCT (4th) and WHSCT (5th).

South Eastern Trust Data Overview

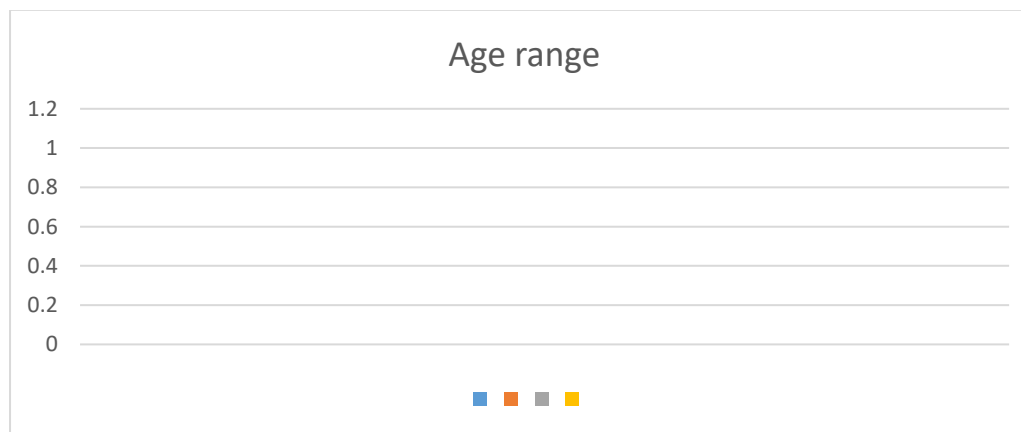
	total	Male	Female	Under 18	18-19	20-39	40-59	60-69	70+	Not Known	Known	%known
25.26-3.12.25	27	20	7	0	1	9	14	3	0	11	16	59%
24/25	43	32	11	0	0	16	15	6	6	24	19	44%
23/24	48	39	9	1	1	18	19	7	2	28	19	39%
22/23	41	31	10	0	4	9	18	6	4	15	26	63%
	159	122	37	1	6	52	66	22	12	78	80	50.30%

Breakdown



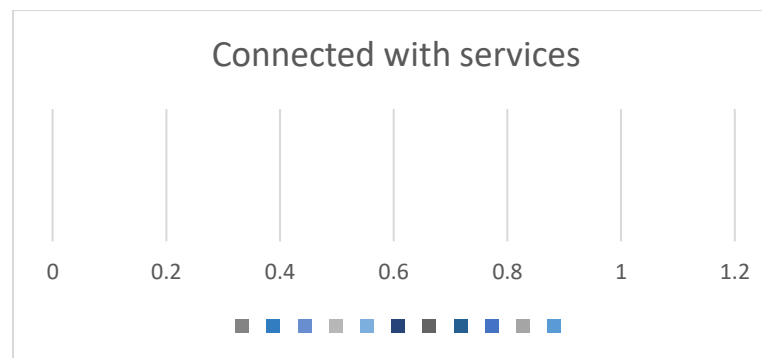
Age

	Under 18	18-19	20-39	40-59	60-69	70+
25.26- 3 rd December25	0	1	9	14	3	0
24/25	0	0	16	15	6	6
23/24	1	1	18	19	7	2
22/23	0	4	9	18	6	4
Totals	1	6	52	66	22	12



Connected with Services

	Not Known	Known	%known
25.26-3.12.25	11	16	59%
24/25	24	19	44%
23/24	29	19	39%
22/23	15	26	63%
	79	80	50.30%



Area

Area	Postcode	no: deaths
Downpatrick	BT30	19
Newtownards	BT23	19
Dunmurry/Twinbrook(WB)	bt17	18
Lisburn	bt27	17
Lisburn	bt28	17
Pennisula	bt22	15
Bangor	bt19	12
Ballynahinch	bt24	11
Bangor	bt20	8
Donaghadee	bt21	6
Newcastle	bt33	5
Hollywood	bt18	4
Dromore	bt25	2
Hillsborough	bt26	2

