USC Assurance Board Update

Monday 22nd June 2026

Support & Intervention Framework (SIF) SET/103/26

South Eastern Health and Social Care Trust

Performance Summary

Performance metrics	Mar-26	Apr-26	May-26	01/06 -07/06	08/06 – 14/06	15/06 – 21/06
Total Emergency Department (ED & UCC) Attendances	2435 (avg weekly)	2436 (avg weekly)	2481 (avg weekly)	2454	2255	2434
Total number of Northern Ireland Ambulance Service (NIAS) Handovers	266 (avg weekly)	260 (avg weekly)	340 (avg weekly)	292	331	322
NIAS Handovers > 2 hours	81 (avg weekly)	77 (avg weekly)	23 (avg weekly)	69	57	89
NIAS Handovers > 2 hours 15 minutes				60	42	67
NIAS Handovers within 45 minutes %	42%	50%	58%	39%	48%	41%
Maximum NIAS Handover Time	12 hours 58 minutes	19 hours 26 minutes	7 hours 19 minutes	9 hours 14 minutes	7 hours 12 minutes	7 hours 7 minutes
Average NIAS Handover Time	2 hours 1 minute	2 hours 32 minutes	0 hours 54 minutes	1 hour 32 minutes	1 hour 13 minutes	1 hour 28 minutes
12hr Performance from arrival to Discharge or Admission %	77%	76%	75%	77%	79%	71%
Hospital Admissions Total	550 (avg weekly)	551 (avg weekly)	558 (avg weekly)	508	524	514
Elective	85 (avg weekly)	90 (avg weekly)	80 (avg weekly)	81	77	76
Non-Elective	465 (avg weekly)	460 (avg weekly)	478 (avg weekly)	427	447	438
Hospital Discharges Total	539 (avg weekly)	558 (avg weekly)	548 (avg weekly)	549	544	568
Elective	82 (avg weekly)	88 (avg weekly)	83 (avg weekly)	84	79	79
Non-Elective	457 (avg weekly)	470 (avg weekly)	464 (avg weekly)	465	465	489
ED Moves to Ward Average (hh:mm)	19:26	20:56	17:49	22:17	19:25	21:25

Handovers > 2 Hours

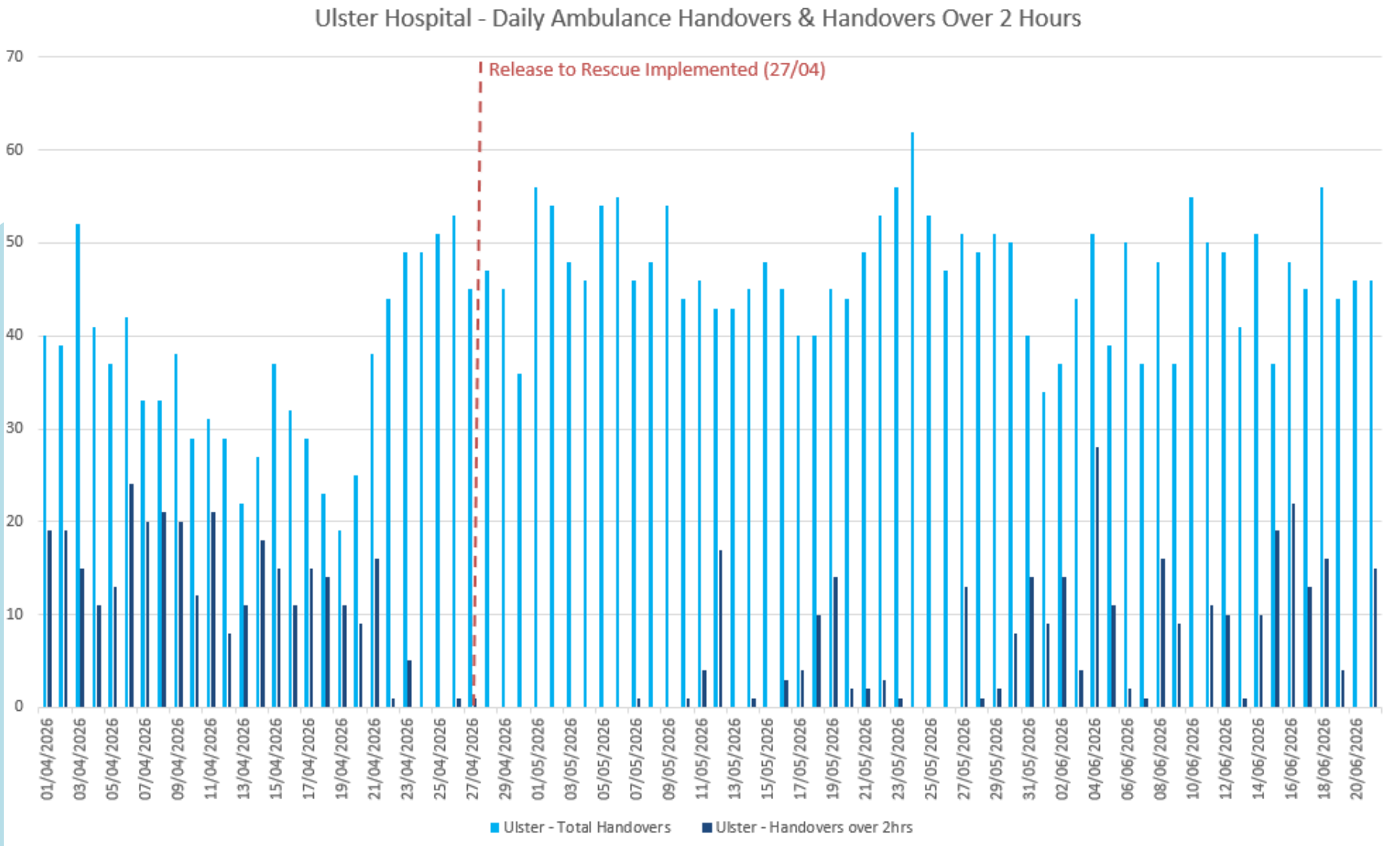

12 Hour Performance

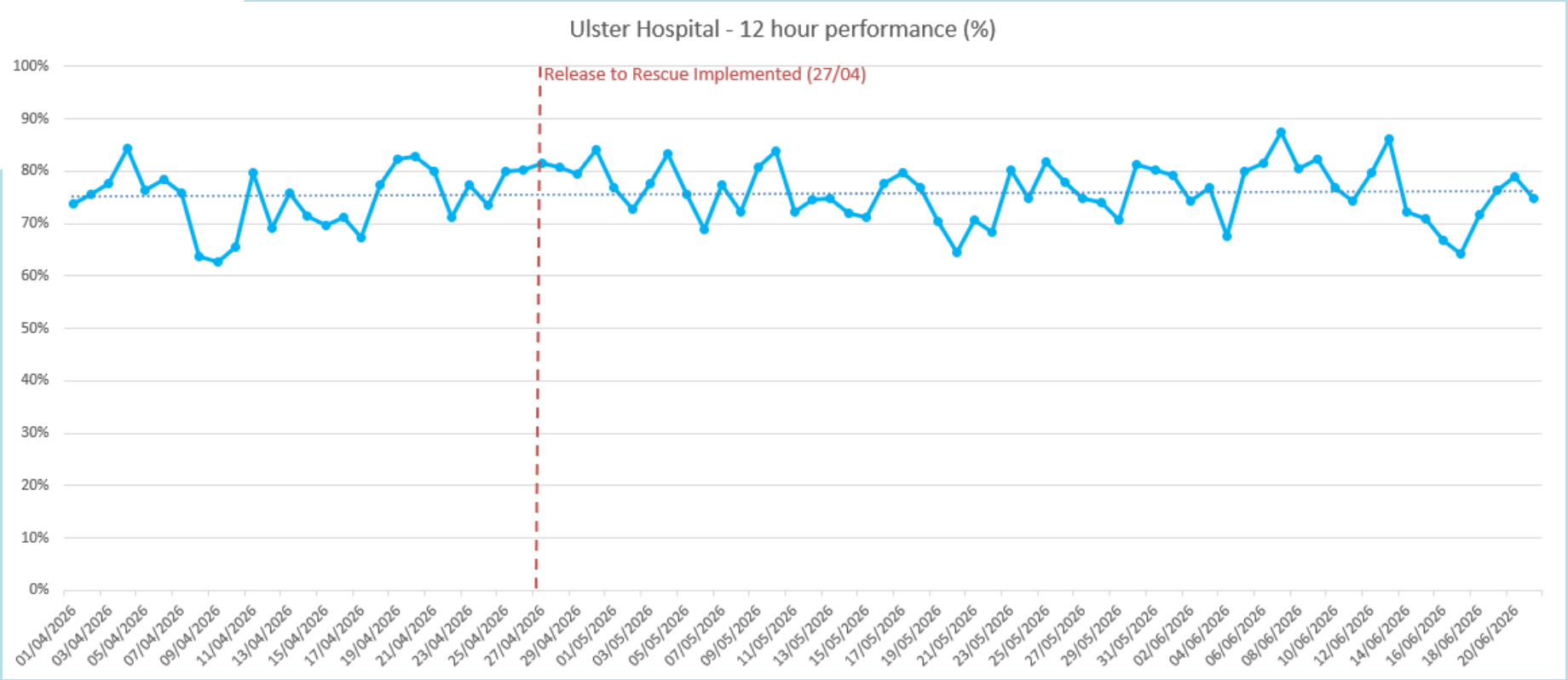

NIAS Data

Release to Rescue implemented (27/04)

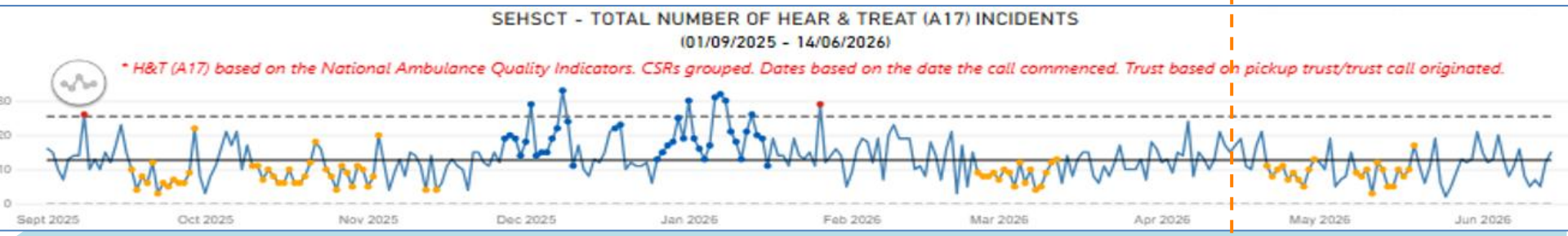

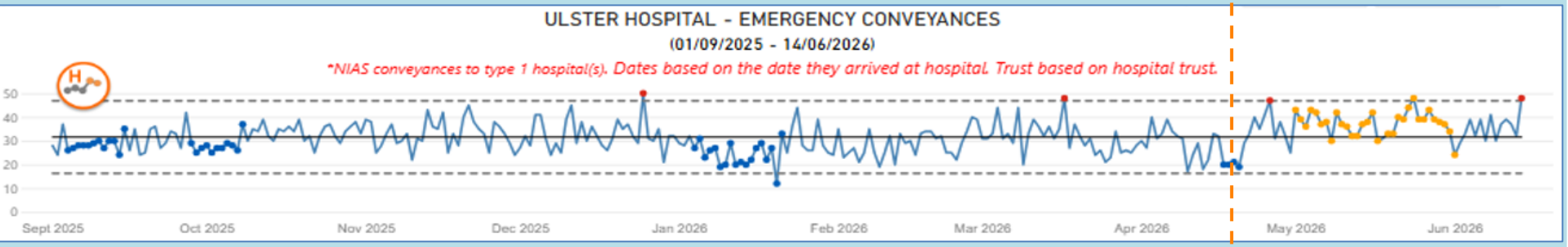

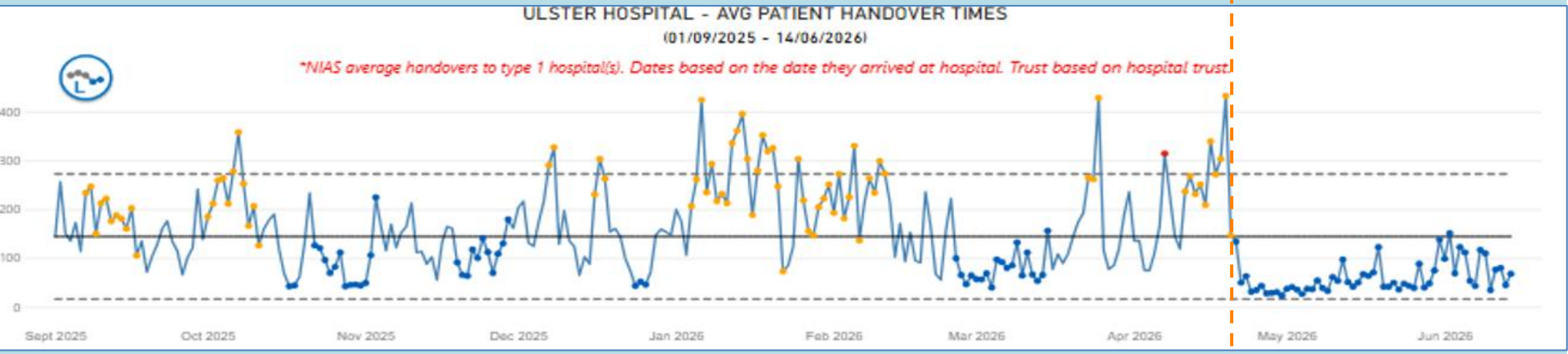

Care Home Conveyances

Number and Percentage of Incidents and Conveyances Originating from a Care Setting

Trust: South Eastern -

01 Jun 2026 - 14 Jun 2026

** Number incidents (A7) originating from a Care Setting. Dates based on the date the call commenced. Trust based on pickup trust/trust call originated.*

HSC Regional Co-ordination Centre

Date		NIAS Incidents and Conveyances From Care Settings							
		Total Incidents From SELECTED Care Setting	% Incidents From SELECTED Care Setting	Patients Conveyed From SELECTED Care Setting	% Patients Conveyed From SELECTED Care Setting - Trust	% Patients Conveyed From ALL Care Settings - Regional	% Time Call Commenced Between 00:00 - 07:59	% Time Call Commenced Between 08:00 - 19:59	% Time Call Commenced Between 20:00 - 23:59
01/06/2026	Mon	12	15.00%	8	66.67%	70.37%	25.00%	66.67%	8.33%
02/06/2026	Tues	10	12.50%	7	70.00%	80.39%	10.00%	70.00%	20.00%
03/06/2026	Wed	9	8.74%	7	77.78%	70.73%	22.22%	66.67%	11.11%
04/06/2026	Thurs	7	7.22%	5	71.43%	84.00%	42.86%	28.57%	28.57%
05/06/2026	Fri	14	17.95%	9	64.29%	77.19%	0.00%	85.71%	14.29%
06/06/2026	Sat	12	13.64%	11	91.67%	78.00%	0.00%	100.00%	0.00%
07/06/2026	Sun	12	19.05%	11	91.67%	85.42%	8.33%	75.00%	16.67%
08/06/2026	Mon	12	12.37%	6	50.00%	69.64%	8.33%	83.33%	8.33%
09/06/2026	Tues	14	20.59%	13	92.86%	84.21%	14.29%	78.57%	7.14%
10/06/2026	Wed	15	18.75%	15	100.00%	84.31%	13.33%	66.67%	20.00%
11/06/2026	Thurs	9	10.84%	7	77.78%	84.21%	11.11%	88.89%	0.00%
12/06/2026	Fri	8	10.13%	7	87.50%	71.88%	12.50%	75.00%	12.50%
13/06/2026	Sat	8	9.52%	8	100.00%	76.32%	12.50%	75.00%	12.50%
14/06/2026	Sun	14	14.43%	9	64.29%	60.38%	7.14%	92.86%	0.00%
Total		**156**	**13.25%**	**123**	**78.85%**	**77.12%**	**12.18%**	**76.92%**	**10.90%**
18 May 2026 - 31 May 2026		188	14.84%	150	79.79%	76.79%	13.30%	73.40%	13.30%
04 May 2026 - 17 May 2026		194	15.94%	156	80.41%	78.91%	12.89%	66.49%	20.62%

Care Home Conveyances

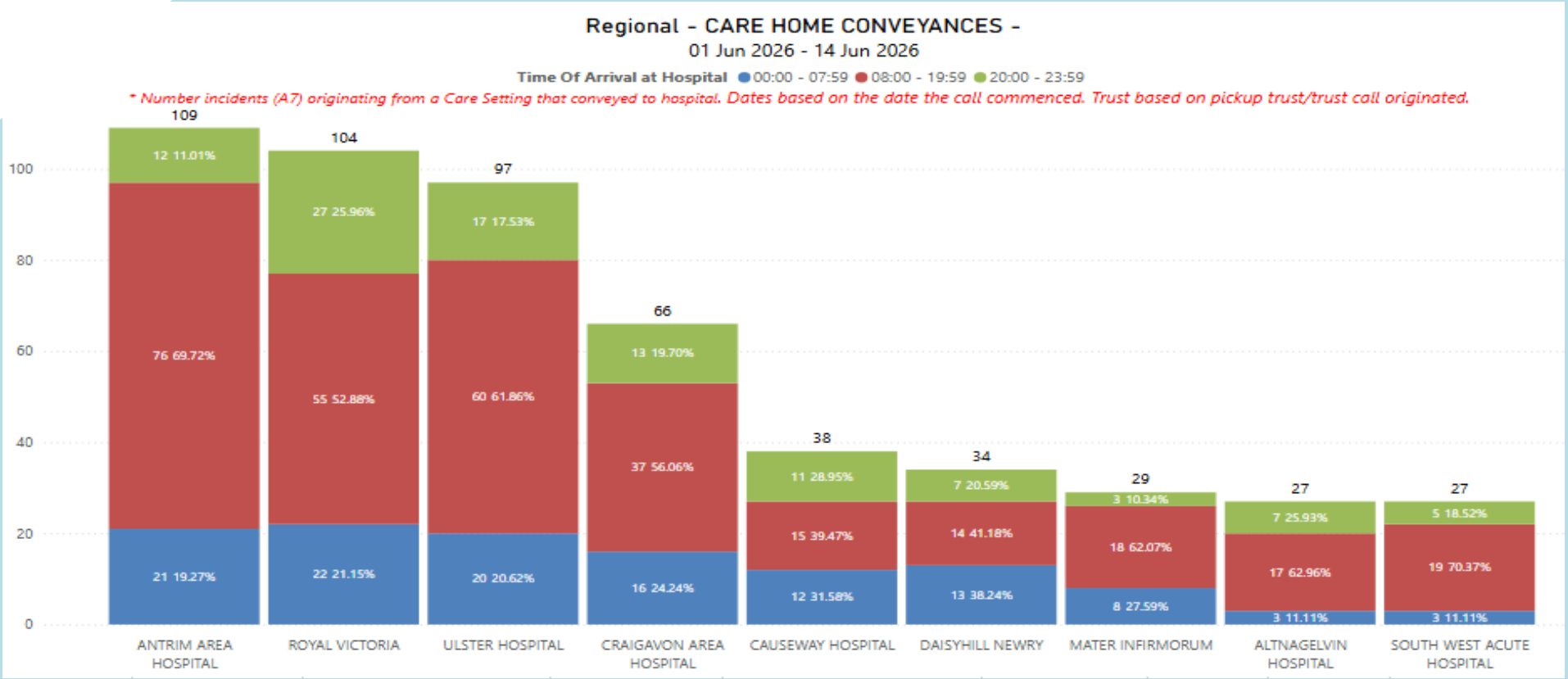

Level 4 SIF Action Plan

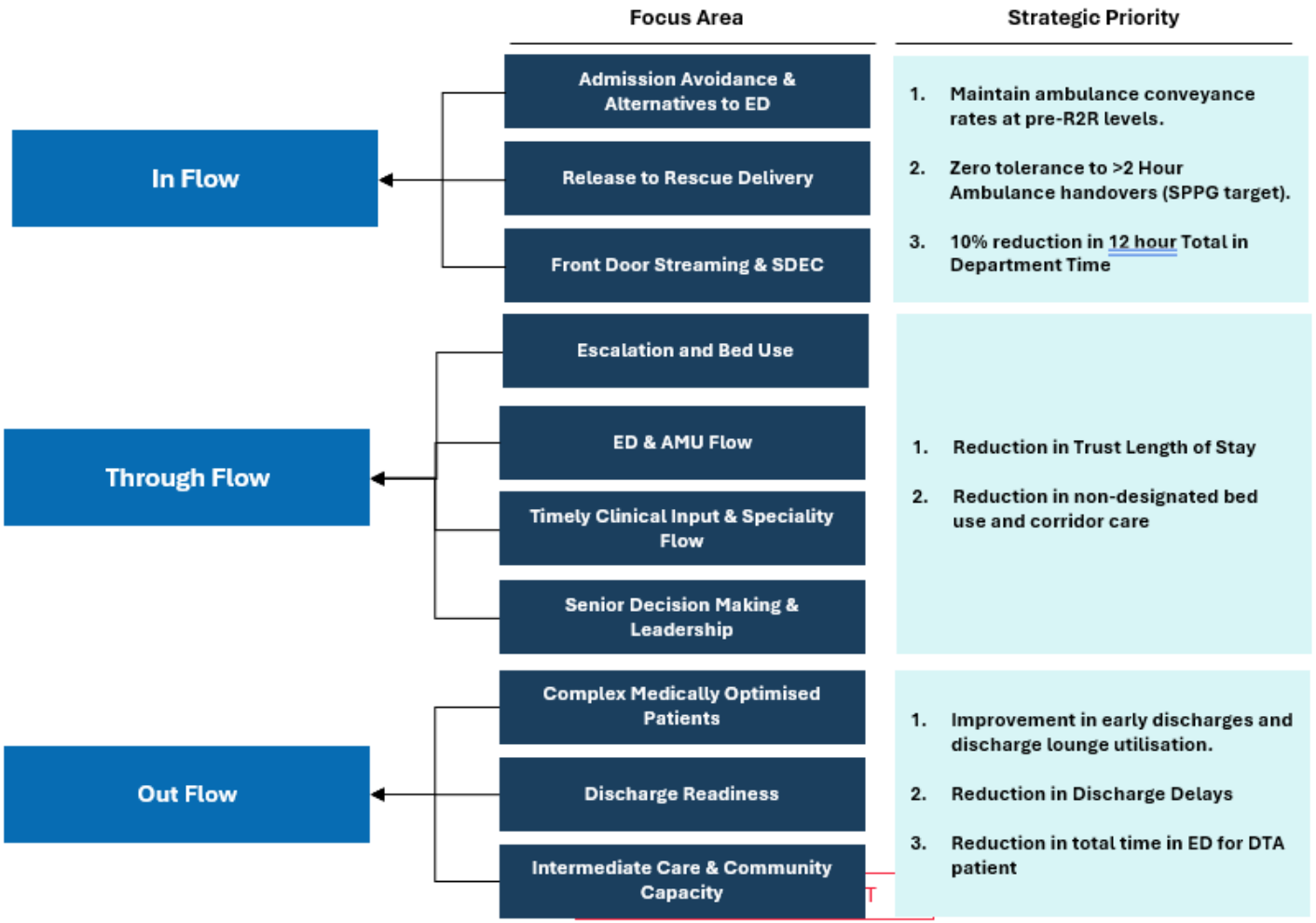

Priority Interventions

- In Flow
  - Development of Single Point of Contact in line with Welsh model
  - Focussed support for Care Homes with NIAS
  - Maximising alternatives to ED including Hospital at Home, SDEC and Frailty at the Front Door in line with GIRFT feedback
- Through Flow
  - Continued focus on delivery of Release to Rescue
  - Further development of AMU as ‘engine room’
  - Timely clinical input and speciality flow
- Out Flow
  - Flow through Intermediate Care
  - Reduction in numbers of complex delays