

INSTRUCTIONS

- Please provide overall spend for the listed systems (for each of the financial years 2015-16, 2016-17, 2017-18 and 2018-19)
- Please provide the spend for the individual breakdown of the categories. Please enter NA if the data is not available
- Please populate capital or revenue expenditure under the respective headings in cells highlighted in **yellow**
- Enter 0 in case the trust has no spend for that category

Categories		Actual spend FY 2015-16		
		Rev (£)	Cap (£)	Total (£)
A	EPR System	REGIONAL SYSTEM - INFORMATION WO		
B	Shared Record	Clarification required.		
<i>B.1</i>	<i>Internal</i>			
<i>B.2</i>	<i>External</i>			
C	Medicine Management Systems			
<i>C.1</i>	<i>E-prescribing</i>	REGIONAL SYSTEM - INFORMATION WO		
<i>C.2</i>	<i>Pharmacy</i>	REGIONAL SYSTEM - INFORMATION WO		
<i>C.3</i>	<i>Additional spend - please specify</i>	n/a		
D	Services			
<i>D.1</i>	<i>System Integration</i>	REGIONAL SYSTEM - INFORMATION WO		
<i>D.2</i>	<i>Outsourcing</i>	n/a		
<i>D.3</i>	<i>Project Management</i>	0	0	
<i>D.4</i>	<i>Interim Management</i>	Clarification required.		
<i>D.5</i>	<i>Managed Services</i>	n/a		
<i>D.6</i>	<i>Additional spend - please specify</i>	n/a		
E	Mobile Working (all IT used to enable workforce remotely - devices, MDM, security - encryption)	Airwatch		
F	Patient Digital Services			








F.1	Telehealth	REGIONAL SYSTEM - INFORMATION WO		
F.2	Patient Online	REGIONAL SYSTEM - INFORMATION WO		
F.3	Additional spend - please specify	Clarification required.		
G	Digital imaging systems			
G.1	PACS	REGIONAL SYSTEM - INFORMATION WO		
G.2	RIS	REGIONAL SYSTEM - INFORMATION WO		
G.3	VNA	Clarification required.		
G.4	Additional spend - please specify			
H	Analytics (including PHM)	25371	80000	
TOTAL SPEND (A+B+C+D+E+F+G+H)				

JLD BE FROM BUSINESS SERVICES ORGANISATION							
JLD BE FROM BUSINESS SERVICES ORGANISATION							
JLD BE FROM BUSINESS SERVICES ORGANISATION							
JLD BE FROM BUSINESS SERVICES ORGANISATION							
25371	0		25371	65525		29759	0



d

Total (£)



DEFINITIONS:

All **capital expenditure** represent either an asset or liability and are shown in the balance sheet. These typically include expenses for fixed assets such as land, building, plant and machinery or making improvements to fixed assets.

All **revenue expenditure** has to be deducted from the income earned by the firm. These are typically expenditures incurred for meeting day to day expenses of carrying on a business e.g., salaries, rent, rates, taxes, stationery etc.

Comments

