How to clean your hearing aid







1hearing aid being wiped with wet wipe

Wipe over the hearing aid with a wet wipe every day.

If the tubing looks blocked, wash the ear mould in water.

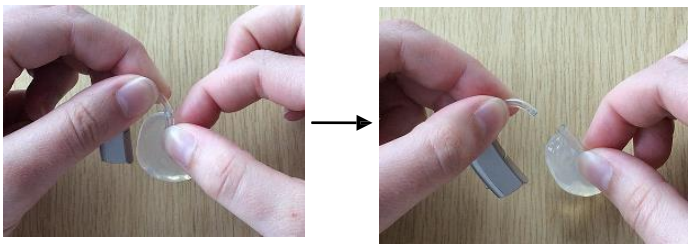

2mould being removed from hearing aid

You **must** remove the hearing aid to do this.

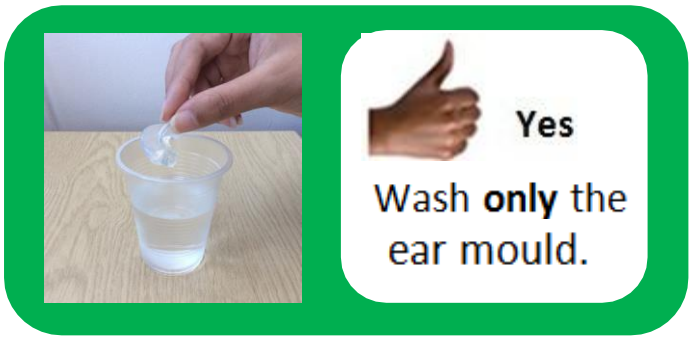

3mould being put in water with thumbs up to indicate okay



4hearing aid close to water with thumbs down to indicate no

Wash the ear mould in water and let it dry.



5mould being reattached to hearing aid

When dry, push the ear mould tube back onto the hearing aid.