Cleaning your hearing aid



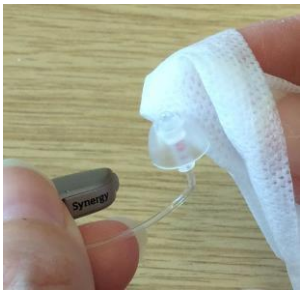

Wipe over the hearing aid with a wet wipe every day.



If the tubing looks blocked, clean the tube with the cleaning wire.



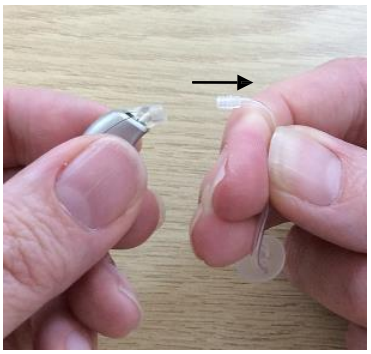

You **must** remove the hearing aid to do this.

Pull the tube away from the hearing aid. (image shows tube being removed from hearing aid by pulling right)





Insert the wire into the top of the tube.
(image shows wire being inserted to tube)



Push the cleaning wire all the way through.

(image shows cleaning wire being pulled through tube)





Pull the wire out of the dome end. (image shows cleaning wire being pulled through tube)





Do not remove the dome from the tube.

It is **not safe to do so**.

If this happens the tube and dome **must** be replaced.





When dry, push the tube back on to the hearing aid until it clicks. (image shows tube being reattached)

Find more Easy Read Resources at Hald.org.uk