South Eastern Health and Social Care Trust

RITE Hearing Aid Maintenance

All hearing aids require you to maintain them in order for them to continue working properly

- Use a wet wipe to clean the domes after use
- Every 6 months you must replace your domes
- If your hearing aid ever stops working, the first step would be to replace the battery. If it still isn't working then it could be that the speaker is blocked with wax and you need to replace the wax guard.

Please follow the below instructions to replace your wax guard. You will need a new dome and the "Prowax minifit" (wax guard) set given to you at the fitting appointment





1. Remove the dome by pulling it off gently and dispose of it in the bin. Underneath where the dome was you will see a white wax guard protecting the speaker of the hearing aid (image shows dome being removed from speaker)



2. Take one of the wax guards out of the holder/kit. It will have 2 ends - an empty (black) smaller end and a new (white) wax guard on the other larger end (image shows wax guard being removed from holder)



3. Lightly press the empty/black side of the wax guard device onto the current wax guard on your hearing aid. Then pull away (image shows wax guard being applied to device)



4. This should collect and remove the wax guard from the hearing aid (image shows wax guard being removed)



5. Lightly press the new wax guard on the **larger** end on top of the empty hearing aid speaker where the old wax guard previously was (image shows guard being put on top of speaker)



6. The wax guard should now attach to the hearing aid speaker.

You should now have one empty/black side of the wax guard kit (image shows speaker with guard applied)



7. Take a <u>NEW</u> dome

Do not re-use old domes. These are single use items and can lose their suction and get lodged in your ear canal if re-used (image shows hand lifting new dome)



8. Replace the new dome on top of the wax guard, pressing down firmly to secure (image shows dome being applied)



9. Dispose of the used dome and wax guard in the bin (image shows hearing aid, dome ad wax guard)

You can order replacement Domes, wax guards and batteries by sending us your name and date of birth via:

- Text to 0756 8102 636
- Mail to Audiology Department, Ulster Hospital Dundonald BT16 1RH
- Email to audiology.uhd@setrust.hscni.net

If you or a family member or carer are unable to do the above and need help, please contact us to arrange an appointment on – (028) 9056 1307